



Community Budget Meeting

June 3, 2023



Community Budget Meeting

Questions to Answers

1. HOW IS THE CITY DOING FINANCIALLY?

2. WHERE DOES THE CITY'S FUNDING COME FROM?

3. WHAT IS THE CITY SPENDING ITS FUNDING ON?

4. WHERE WOULD LIKE TO SEE MORE SPENDING?



Community Budget Meeting

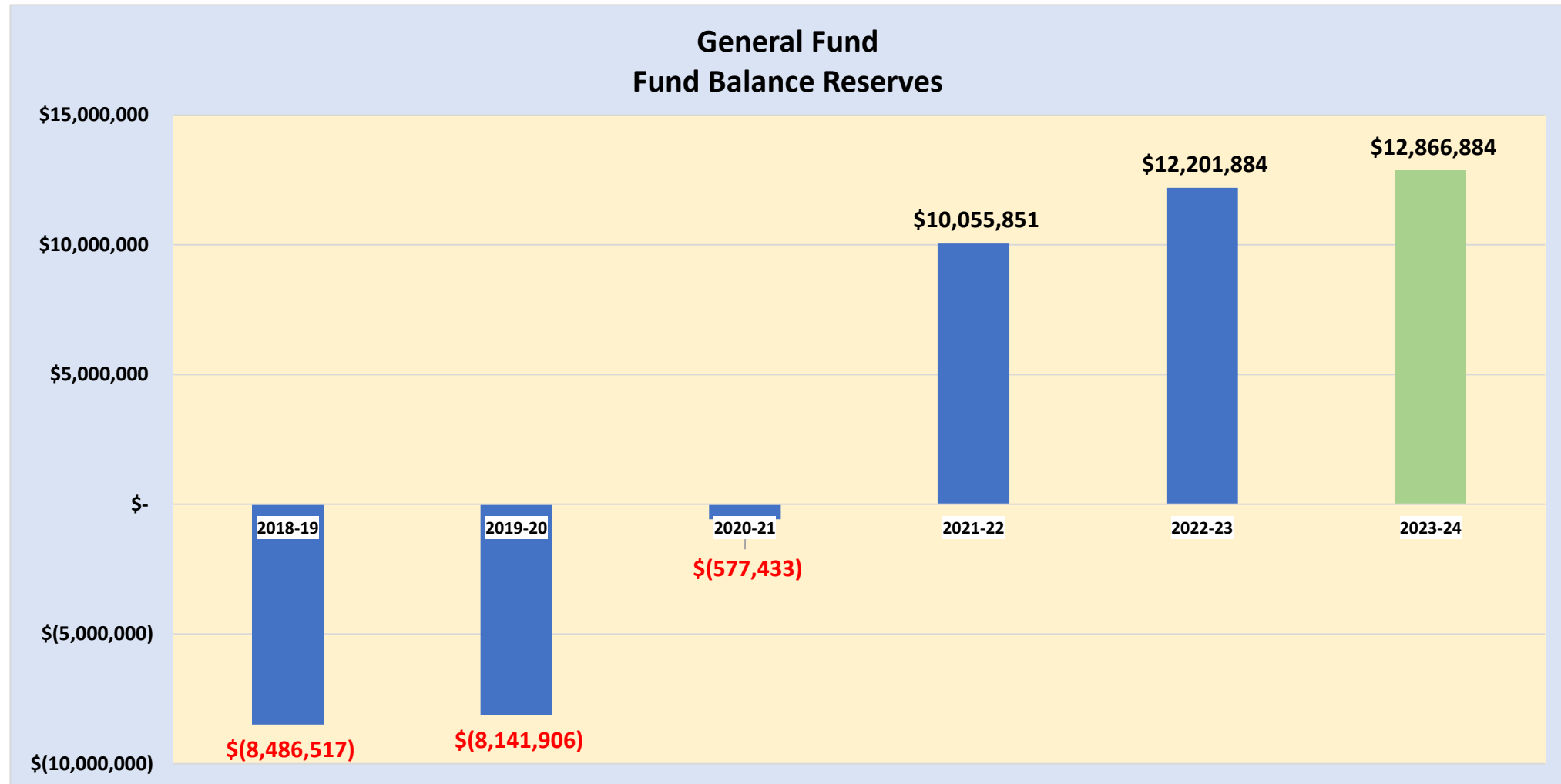
Questions to Answers

1. HOW IS THE CITY DOING FINANCIALLY?



How is the City Doing Financially?

General Fund – Fund Balance Reserve Levels

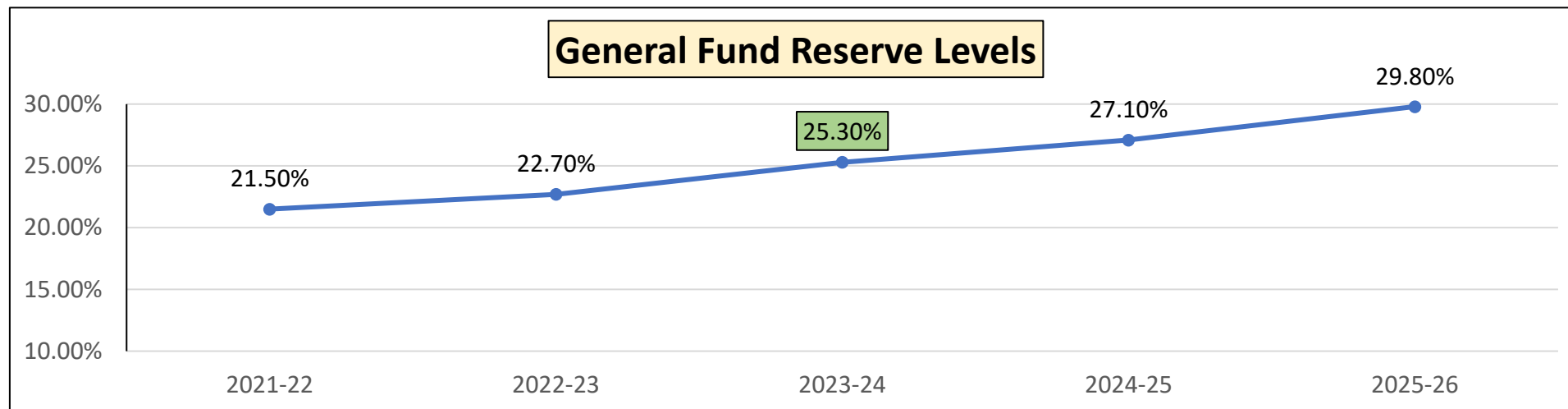




How is the City Doing Financially?

General Fund – Fund Balance Reserve Levels

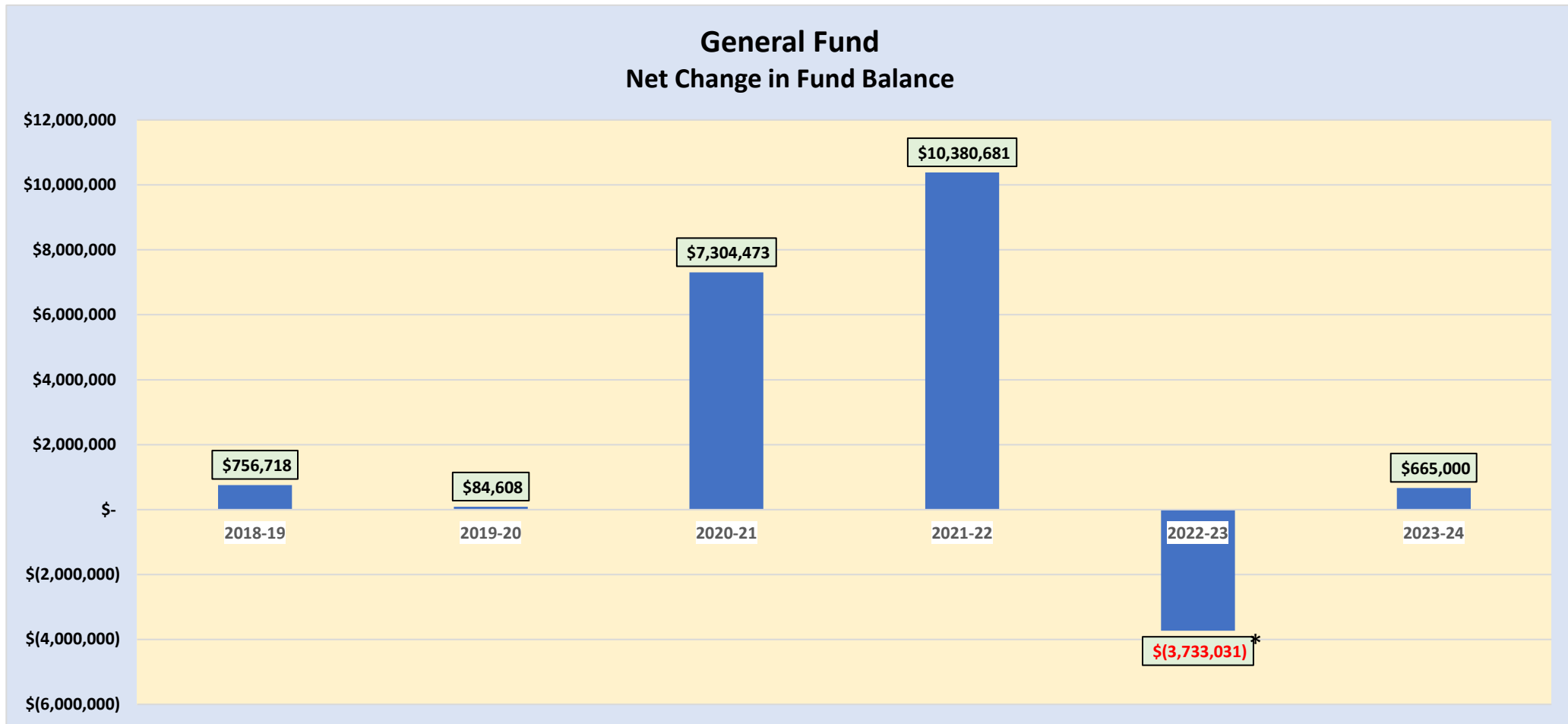
General Fund Reserves (in 000's)	2021-22 Actual	2022-23 Projected	2023-24 Proposed	2024-25 Model	2025-26 Model
Contingency Reserves (\$)	\$10,056	\$12,202	\$12,867	\$13,931	\$15,400
Contingency Reserves (% of Expenditures)	21.5%	22.7%	25.3%	27.1%	29.8%





How is the City Doing Financially?

General Fund – Net Change in Fund Balance

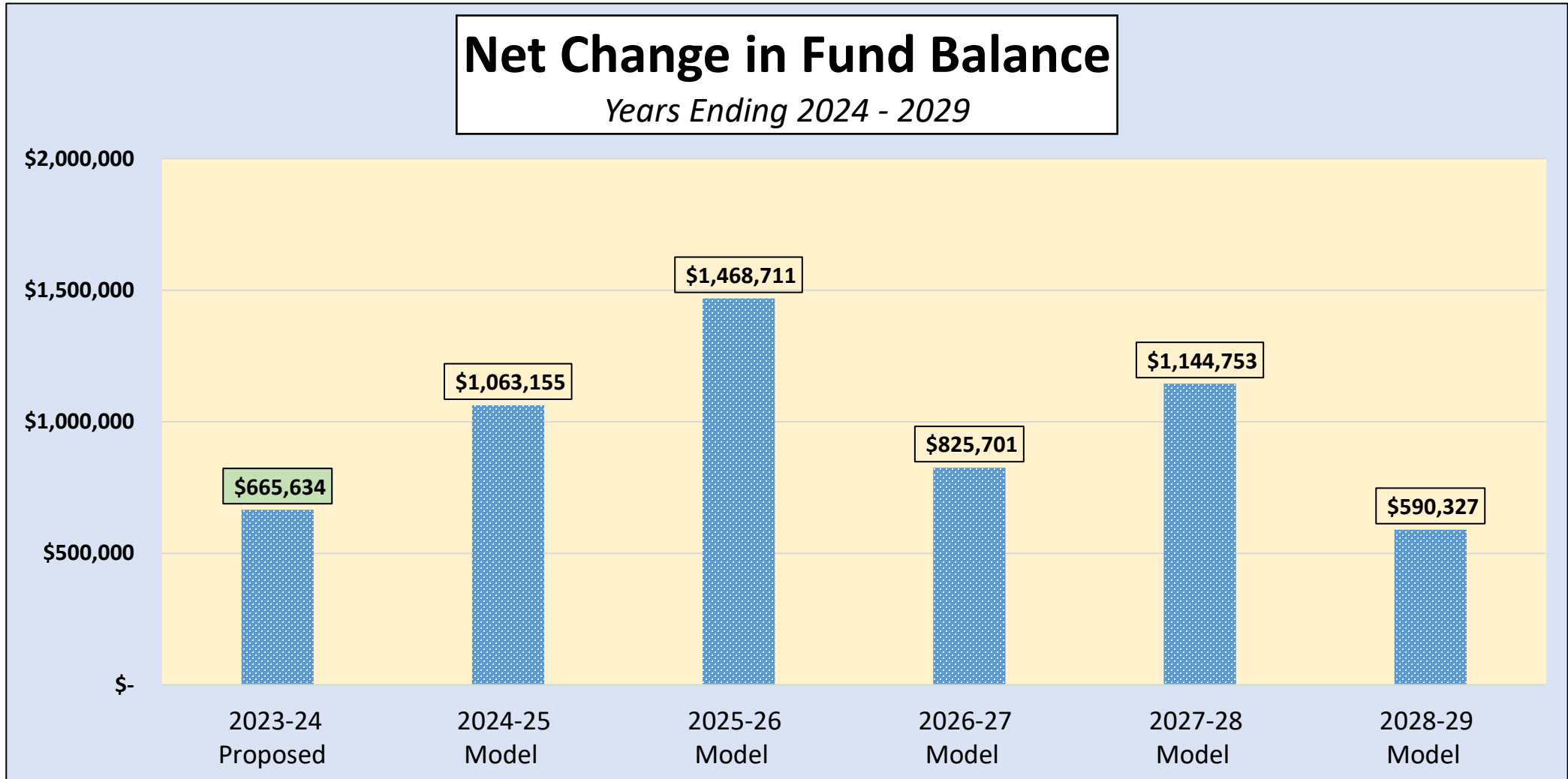



* Paid off the loan with Citizen’s Business Bank, using \$5.7 million in restricted funds. Net of loan payoff, net change would be a positive \$2 million.



How is the City Doing Financially?

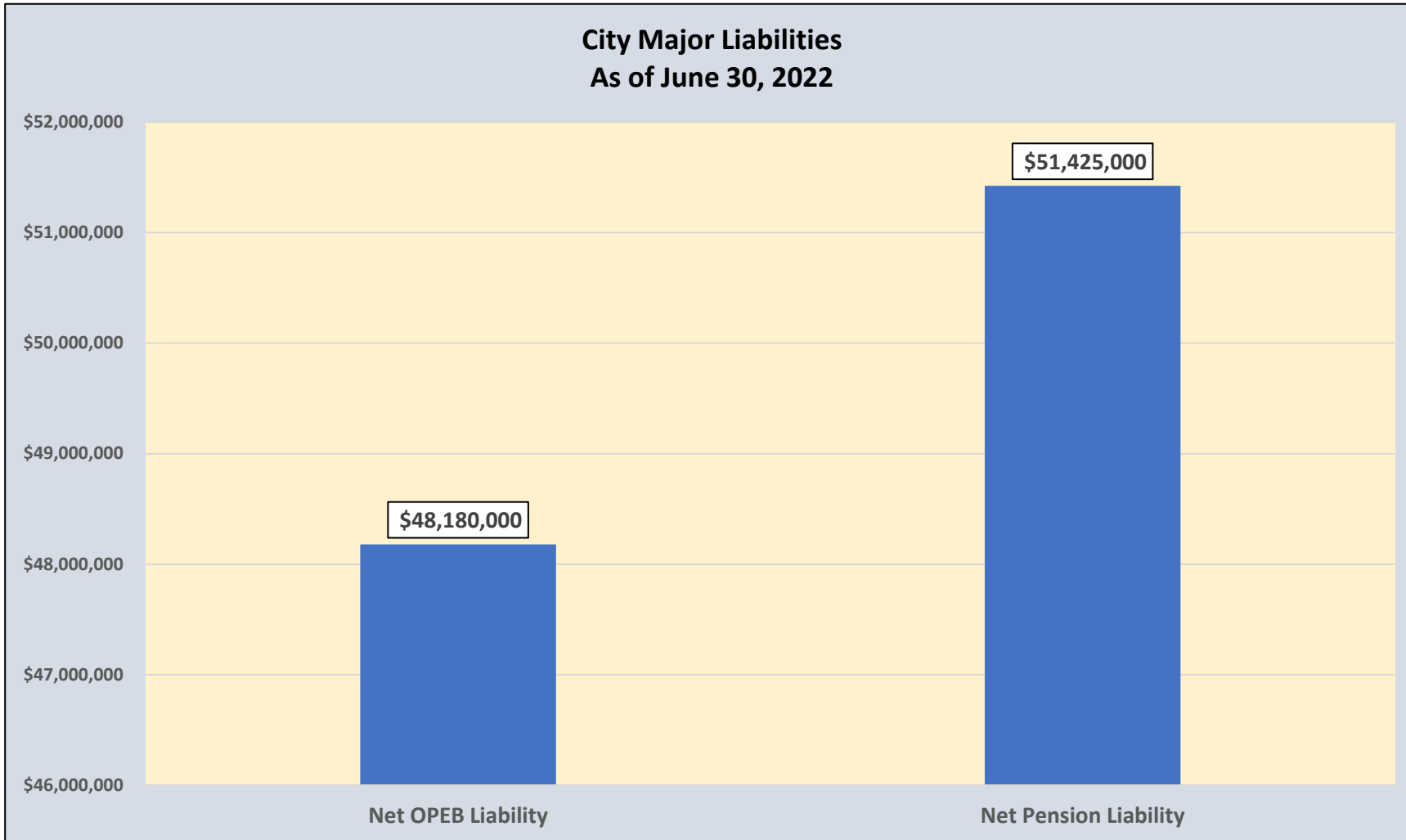
General Fund – 5 Year Forecast





How is the City Doing Financially?

General Fund – Major Liabilities



Other Post Employment Benefits (OPEB)

- . Retiree healthcare benefit formerly offered to full-time employees.
- . Discontinued since January 1, 2023.
- . OPEB Trust has been established to pay down the liability.

Net Pension Liability

- . Actuarial amount to fully fund the City’s pension plan.
- . Liability is paid down over a set period.
- . City maintains a dedicated revenue source to fund the pension plan.



Community Budget Meeting

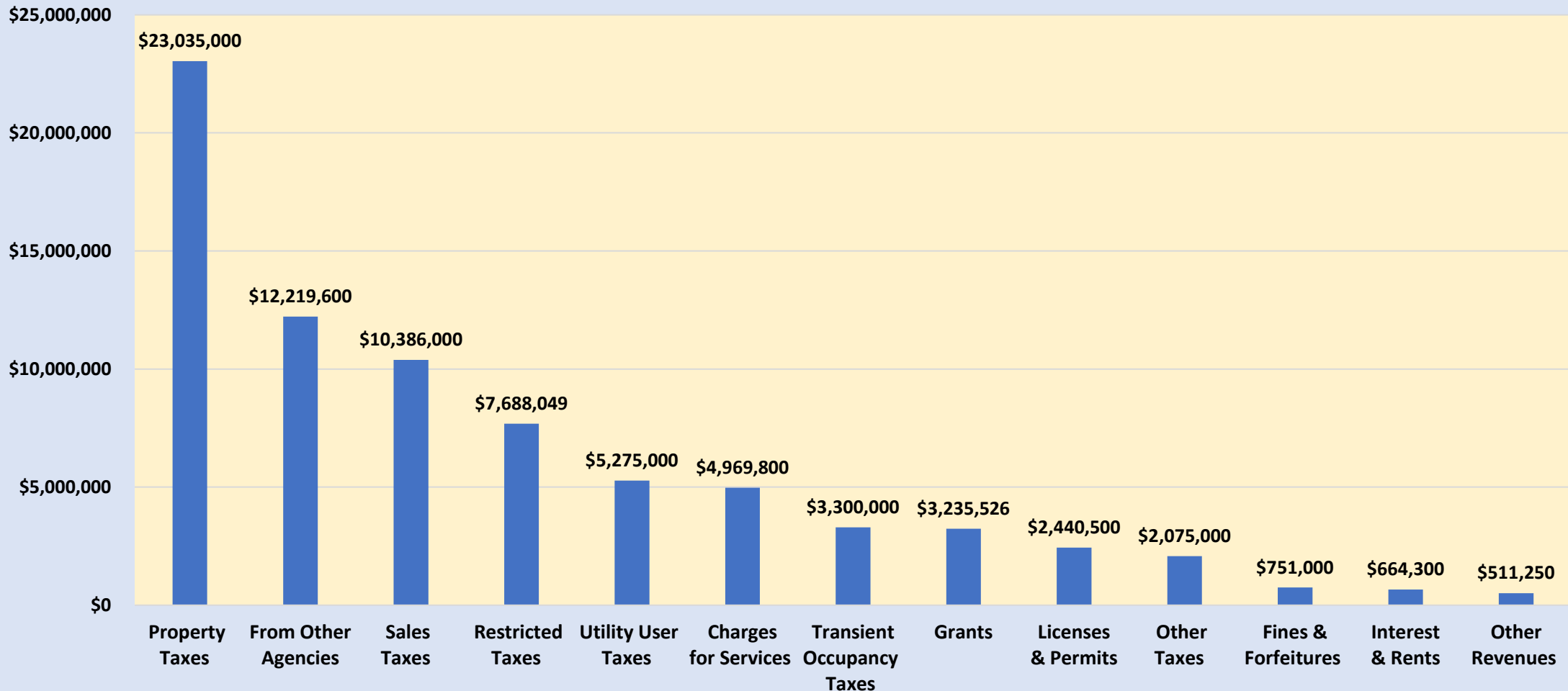
Questions to Answers

2. WHERE DOES THE CITY'S FUNDING COME FROM?



Where Does City Funding Come From?

City-Wide Revenue Sources
Fiscal Year 2023-24





Community Budget Meeting

Questions to Answers

3. WHAT IS THE CITY SPENDING ITS FUNDING ON?



What is the City spending its funding on?

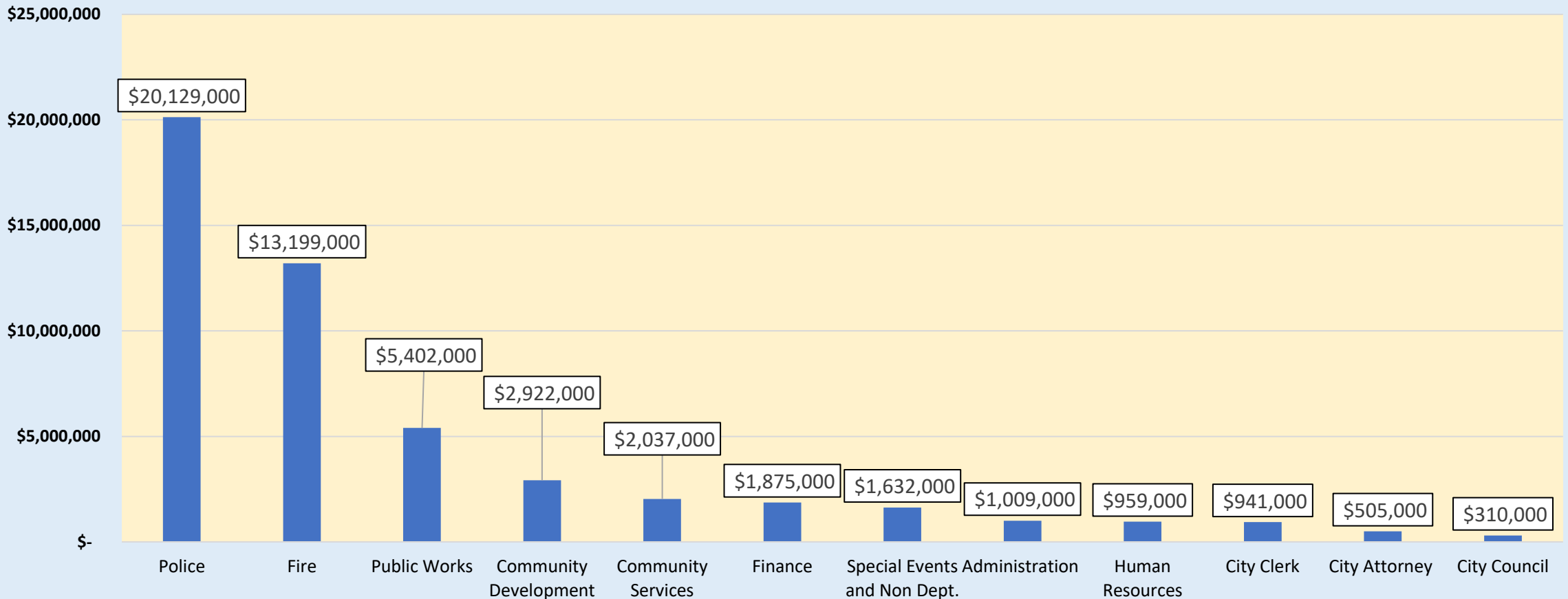
Proposed All Funds Budget Fiscal Year 2023-24

Fund / Expenditure Type	Total (in 000's)	% of Operating Budget
General Fund	\$50,920	55%
Special Revenue Funds	33,728	37%
Internal Service Funds	<u>7,988</u>	<u>8%</u>
Total All Funds Budget	\$92,636	100%
<hr/>		
Operating Expenditures	\$75,935	82%
Capital Improvement Program	16,701	18%
Total All Funds Budget	\$92,636	100%



What is the City spending its funding on?

**General Fund Expenditures
By Department**

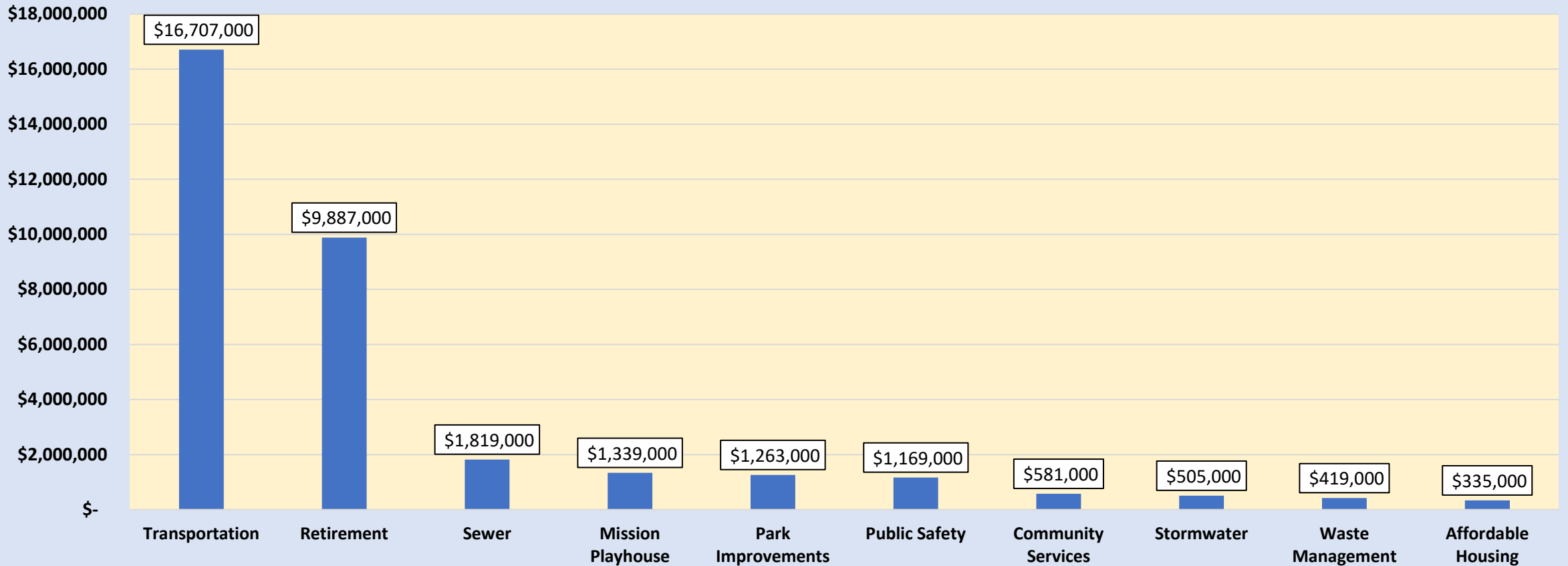


Total General Fund Expenditures: \$50,920,000



What is the City spending its funding on?

Special Revenue Fund Expenditures 2023-2024



Total Special Revenue Fund Expenditures: \$33,728,000



What is the City spending its funding on?

Expenditure Highlights for 2023-2024

Public Safety

- Added one sworn police officer \$119k
- \$125k for City prosecution services
- 71 police positions; 54 sworn officers
- 36 fire positions; 34 sworn positions
- Fire breathing apparatus \$477k
- 1 Fire command vehicle \$160k
- 1 Fire Engine \$220k (financed 5 years)
- 4 police vehicles and 1 motorcycle
- Fire Station 52 Expansion \$450k

Community Services

- \$180k add pickleball courts at Smith Park
- \$50k to improve special events /fireworks.
- 21 special events funded

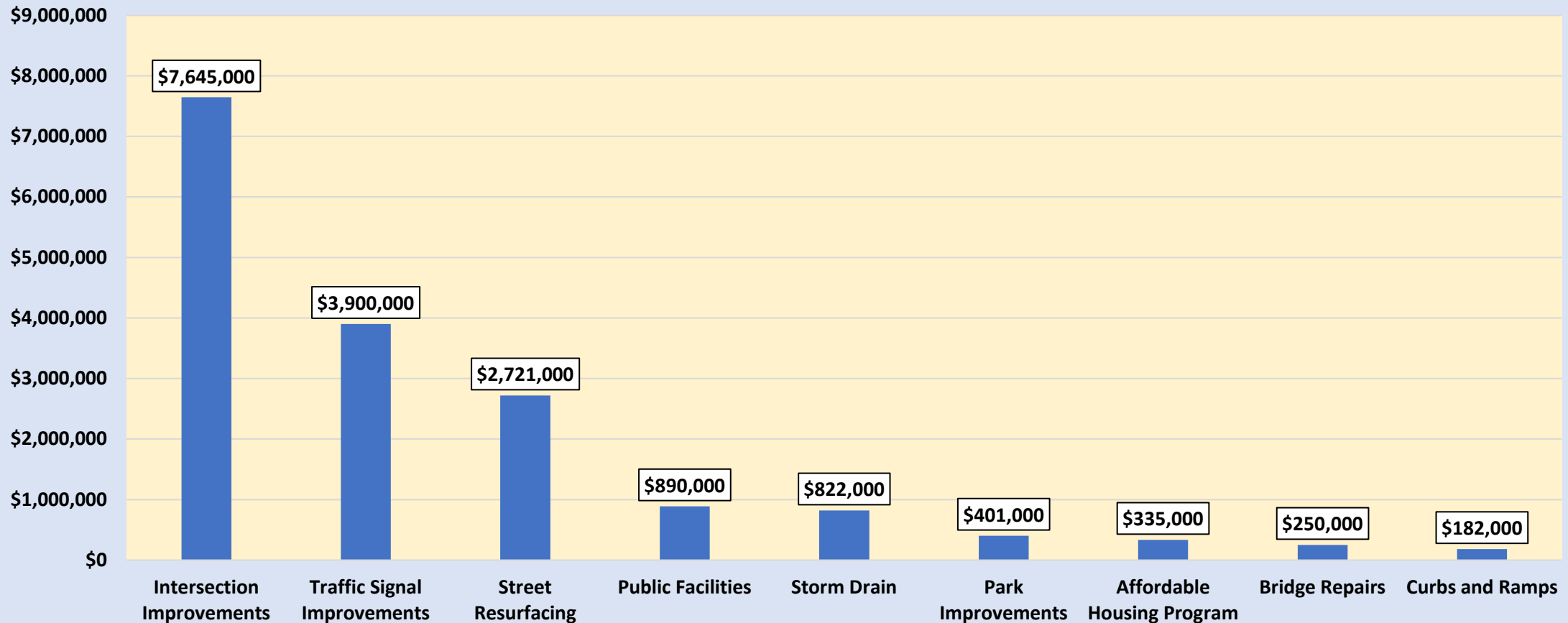
City Infrastructure

- \$16,701,000 Capital Improvement Program
- \$440k for facility roof replacements
- \$40k for Citywide camera project
- Website redesign and improved City customer service app. \$35k



What is the City spending its funding on?

Capital Improvement Program 2023-2024 Funding





What is the City spending its funding on?

Project No.	Project Description	Funding Source	Status	Amount
	<i>Street Improvements</i>			<i>10,398,398</i>
1-08-11	Broadway/Walnut Grove Intersection Improvement	STP-L Grant	Ongoing	252,000
1-08-35	Annual Streets Program	Sewer Development, Gas Tax, Waste Management, Road Maint. & Rehab, Measure M	Ongoing	1,720,695
1-14-02	Street Repair & Curb Ramp Project (CDBG)	CDBG	Ongoing	182,103
1-21-01	Valley/New Intersection Improvement	Measure R	Ongoing	1,342,600
1-21-02	Valley/San Gabriel Blvd. Intersection Improvement	Measure R	Ongoing	2,211,000
1-21-03	Valley/Del Mar Intersection Improvement	Measure R	Ongoing	2,725,000
1-21-05	Mission/Las Tunas Intersection Improvement	Measure R	Ongoing	1,115,000
1-23-01	Broadway/Walnut Grove Resurfacing	STP-L Grant	New	1,000,000
1-23-02	Annual Sidewalk Improvement	Gas Tax	Ongoing	-150,000
	<i>Traffic Signals</i>			<i>3,900,000</i>
2-21-01	Adaptive/Traffic Responsive Signal Control	Measure R	Ongoing	2,900,000
2-21-02	Traffic Signal Improvements	Measure R	Ongoing	1,000,000
	<i>Storm Drain</i>			<i>822,000</i>
3-24-01	Albans & Roses-Storm Water Infiltration & Infrastructure	Measure W	New	140,000
3-24-03	Vincent Lugo Park Storm Water Capture	Other Grants	New	682,000
	<i>Park Improvements</i>			<i>-295,337</i>
5-11-07	Smith Park Pool Facility	Development Impact	Ongoing	-295,337
	<i>Public Facility Improvements</i>			<i>890,000</i>
6-24-05	McGroarty Roof Repair/Replacement	General Fund	New	250,000
6-24-06	Fire Dept Sta. 51 - Roof Replacement	General Fund	New	190,000
6-24-07	Fire Dept Sta. 52 - Additional Dorms/Living Space	Development Impact	New	450,000
	<i>Other Improvements</i>			<i>985,696</i>
7-09-31	Bridge Repair Program	Proposition C	Ongoing	250,000
7-23-02	Affordable Housing Development Program	Other Grants	Ongoing	334,526
7-24-04	Vincent Lugo Park Access Path & Bridge Replacement	Other Grants	New	401,170
	Total Funding			16,700,757



What is the City spending its funding on?

<p>Project Vicinity Map ANNUAL STREETS PROGRAM 1-08-35</p>	<p>Project Location All City of San Gabriel streets and alleys.</p>
<p>Project Timeline</p> <p>Project Start Date..... 2023/24 Project Design Start Date..... 2023/24 Construction Start Date..... 2023/24 Project Completion Date..... 2023/24</p>	
<p>Description of Improvements</p> <p>This annual street resurfacing project improves and maintains our street infrastructure through a variety of materials and applications that may include full street reconstruction, asphalt overlays, membrane and slurry coatings.</p>	
<p>Justification or Significance of Improvements</p> <p>Investment in street structure is necessary to maintain quality streets throughout the city.</p>	<p>Project Status</p> <p>Fiscal year 22-23, the paving program is 100% complete. Planning and Design for the FY23-24 Paving Project is underway. The City's average Pavement Condition Index (PCI) has risen from 52 to 82 over the past four years.</p>



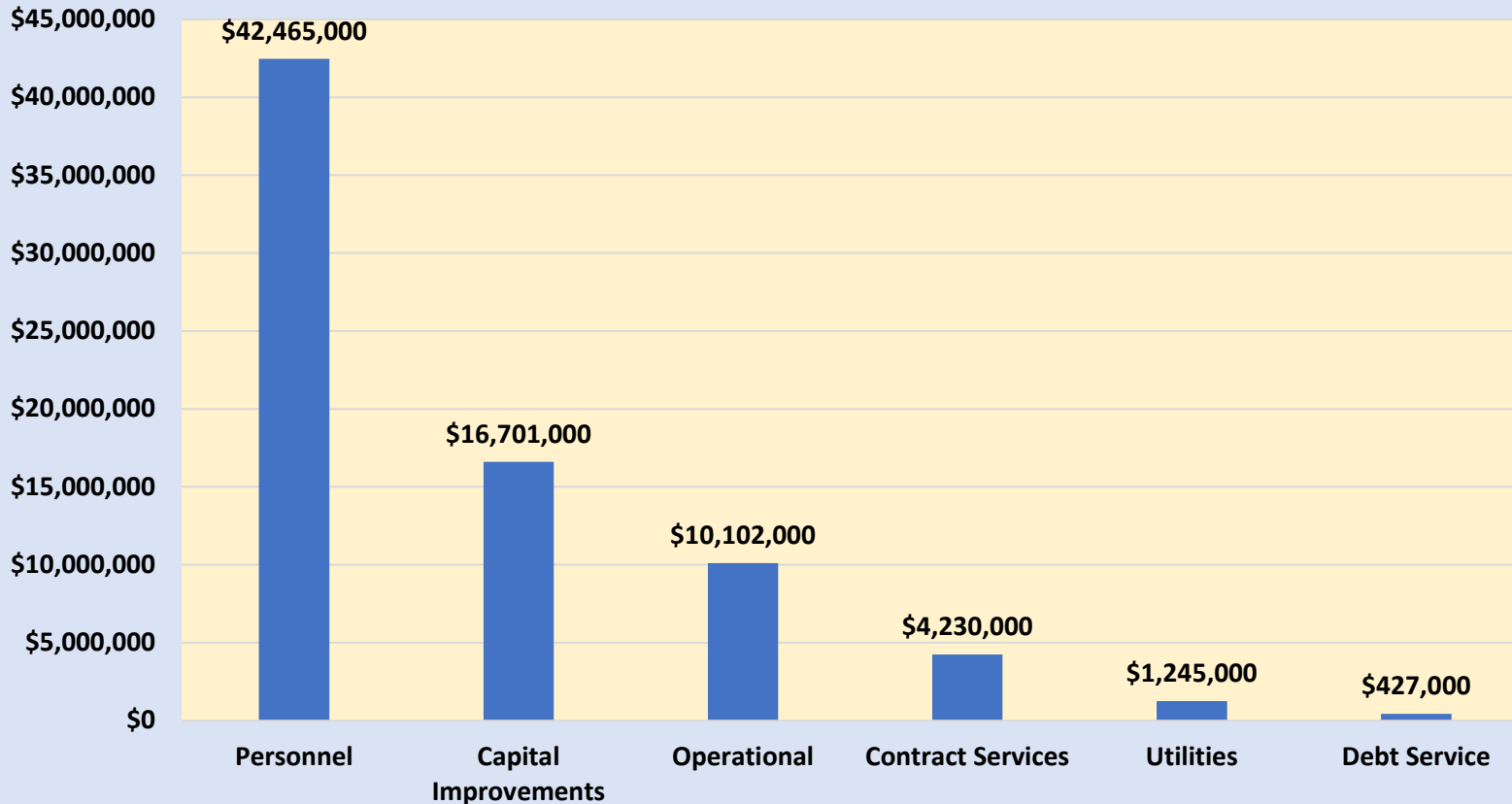
What is the City spending its funding on?

Project Description in Detail				City of San Gabriel ANNUAL STREETS PROGRAM 1-08-35			
Department:	PUBLIC WORKS	Timetable:	NO CHANGE	CIP Category:	STREET IMPROVEMENTS		
Project Lead:	Alan Mai	Est. Finish Date:	2023/24	Proj. Priority:	ESSENTIAL		
Est. Beg. Date	2023/24			Est. Total Cost	\$12,913,916		
Strategic Plan Key Direction:	#1 - Build and improve the city's infrastructure						
Project Account Number(s):	122-800-**-97-704, 122-800-59-97-719						
Project Estimates	Prior Years	FY 2023/24 Proposed	Project dollars for Fiscal Years				TOTALS
Project Category			2024/25	2025/26	2026/27	2027/Beyond	
Administration	0	68,570	0	0	0	0	68,570
Planning Design	85,000	0	0	0	0	0	85,000
Equipment Purchase	0	0	0	0	0	0	0
Construction	11,108,221	1,652,125	0	0	0	0	12,760,346
Land Acquisition	0	0	0	0	0	0	0
Other Costs	0	0	0	0	0	0	0
TOTAL PROJECT COSTS	11,193,221	1,720,695	0	0	0	0	12,913,916
Funding Sources	Prior Years	FY 2023/24 Proposed	2024/25	2025/26	2026/27	2027/Beyond	TOTALS
38 Sewer Development	600,000	300,000	0	0	0	0	900,000
41-Gas Tax	1,075,535	(47,875)	0	0	0	0	1,027,660
55 -Waste Mgmt Fee	2,039,728	368,570	0	0	0	0	2,408,298
56-Traffic Congestion/Road Maint.	3,382,414	800,000	0	0	0	0	4,182,414
50-Proposition "C"	1,539,730	0	0	0	0	0	1,539,730
58-Measure "R"	459,736	0	0	0	0	0	459,736
59-Measure "M"	1,846,078	300,000	0	0	0	0	2,146,078
53-CDBG	0	0	0	0	0	0	0
57 Cal Recycle Used Tire Grant	250,000	0	0	0	0	0	250,000
TOTAL PROJECT FUNDING	11,193,221	1,720,695	0	0	0	0	12,913,916
Annual Operating Costs After Project Completion:	None						
Operating and Maintenance Cost Description:	n/a						
Other Notes Related to Project:							

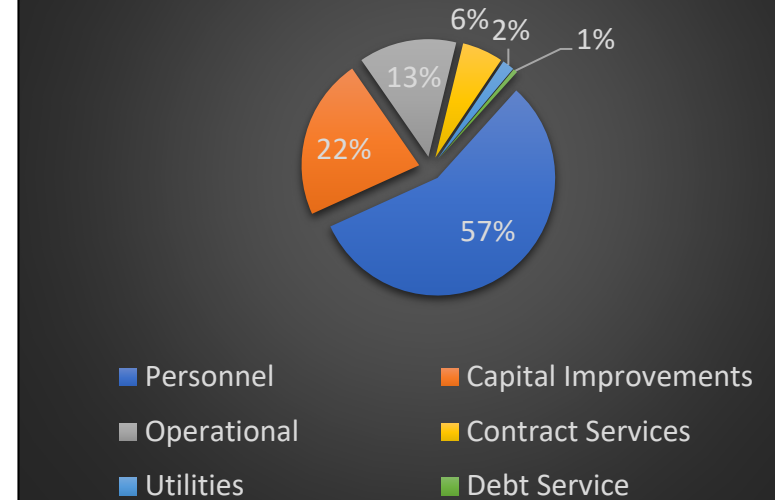


What is the City spending its funding on?

City-Wide Expenditures Fiscal Year 2023-24



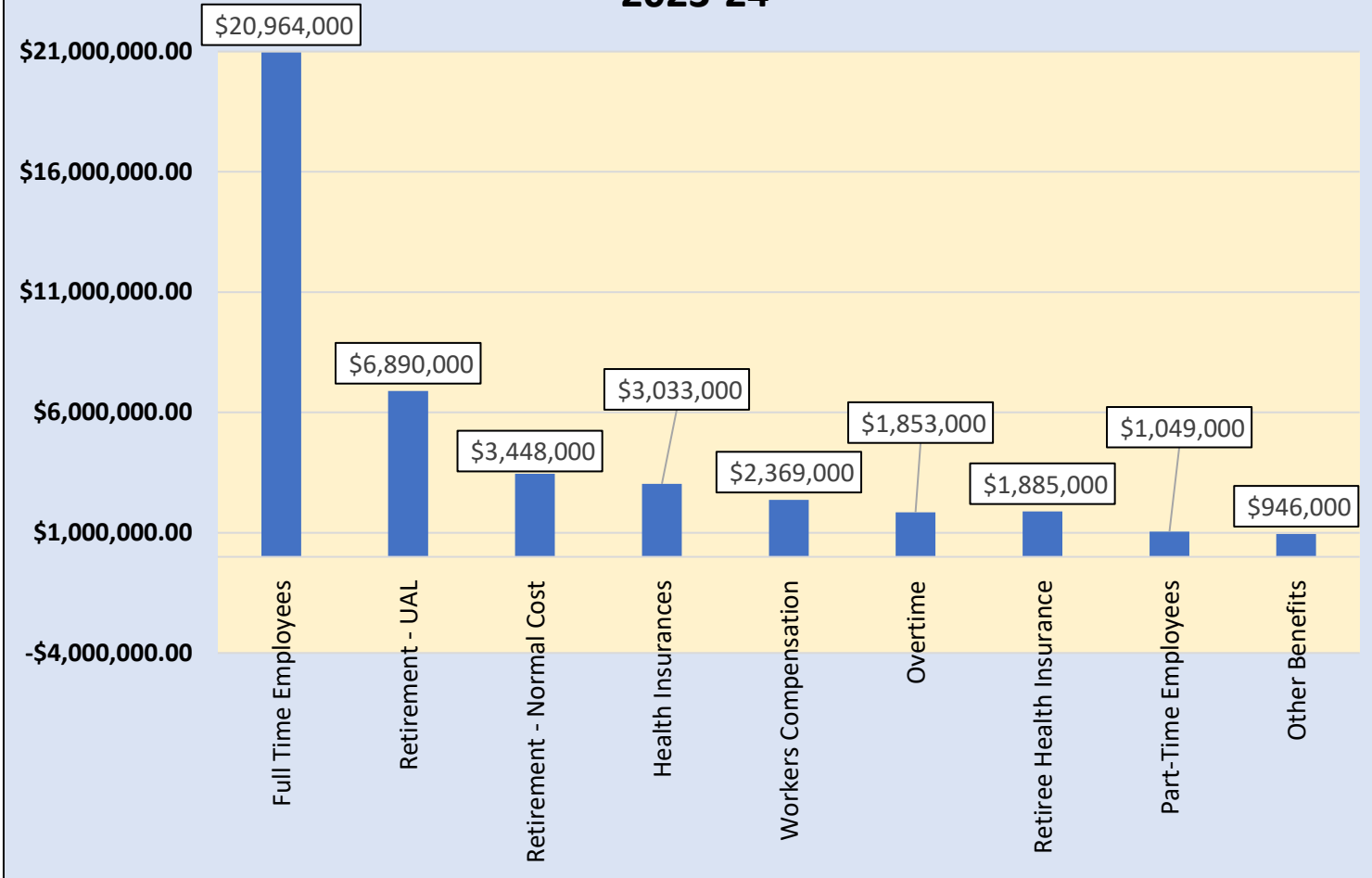
City-Wide Expenditures Fiscal Year 2023-24





What is the City spending its funding on?

**Personnel Expenditures
2023-24**



Department	Funded 2023-2024
Administration	4
City Clerk	4
Finance	11
Community Dev.	16
Human Resources	5
Fire	36
Police	71
Community Serv./MP	13
Public Works	38
Total	198



Community Budget Meeting

Questions to Answers

4. WHERE WOULD LIKE TO SEE MORE SPENDING?



Where would you like to see more funding?

Community Survey • 22 Days in May 2023 • 174 responses

Survey Results

- 36.2% Improve City infrastructure.
- 26.4% Improve our parks.
- 17.8% Focus on mental health services.
- 17.2% Improve our special events.
- 17.2% Save for future needs in rainy-day fund.
- 16.7% Expand public safety services.
- 1.1% Other.

Improve City Infrastructure

- \$16,701,000 Capital Improvement Program
- \$440,000 roof replacements at McGroarty and Fire Station 51

Save for a Rainy Day

- \$665,000 surplus added to reserves
- \$250,000 added to OPEB trust

Improve Special Events

- \$50,000 to add fireworks to special events

Improve Parks

- \$180,000 for pickleball courts at Smith Park

Expand Public Safety Services

- \$125,000 for prosecution services
- \$119,000 to add a 54th police officer



Community Budget Meeting

June 3, 2023

Questions and Comments