


- ❖ Organize meetings and focus on current issues such as drug abuse, personal and vehicle safety, disaster preparedness and other topics.
- ❖ Read your Newsletter, Crime Alert Bulletins and informational brochures provided by the Crime Prevention Office. Discover the latest in safety information, crime statistics and more.
- ❖ Participate in having at least one meeting every 6 months to keep your group active.
- ❖ Above all, get involved. It is the most effective way to reduce or prevent crime and make your neighborhood safe.
- ❖ Remember, you job is to report crime. The responsibility for apprehending criminals belongs to the police department.



# JOIN NEIGHBORHOOD WATCH

## NEED URGENT HELP?

**POLICE \* FIRE  
EMERGENCY SERVICES**

**CALL 9-1-1**


and

Contact your San Gabriel Police Department  
for free emergency stickers to place on your  
telephone.

**SAN GABRIEL POLICE DEPARTMENT**  
625 South Del Mar Avenue  
San Gabriel, California 91776  
(626) 308-2828

\*\*\*\*

**CRIME PREVENTION OFFICE**  
**308-2846**



A program sponsored by the  
San Gabriel Police Department  
David A. Lawton  
Chief of Police

## WHAT IS NEIGHBORHOOD WATCH?

Neighbors helping neighbors in an effort to stop crime in their neighborhood. A program designed to create awareness in your neighborhood.

At a Neighborhood Watch meeting you will learn how to report suspicious activity, know who belongs in your neighborhood. Knowing your neighbors, their children, the cars that they drive, makes it easier to recognize suspicious persons, cars and activity on your street.

The Neighborhood Watch Program has proven to be an effective weapon against crime in many neighborhoods.

## HOW TO START A NEIGHBORHOOD WATCH GROUP

- ❖ Call the San Gabriel Police Department's Crime Prevention Office at 308-2846 to schedule a date and time for your meeting.
- ❖ The best location for the meeting is a residence in your neighborhood (usually your home).
- ❖ Invite everyone on your block to attend and a neighbor from another block to the meeting. Hopefully, they will start a group in their neighborhood.
- ❖ **REMEMBER!** Neighborhood Watch groups **ARE NOT** vigilantes and **DO NOT** assume the role of the police. We only ask citizens to be alert and observant and to serve as extra eyes and ears for the police department.

- ❖ Crime statistics.

- ❖ Proper home security.

- ❖ How to identify and report suspicious persons in your neighborhood.

- ❖ Operation Identification.

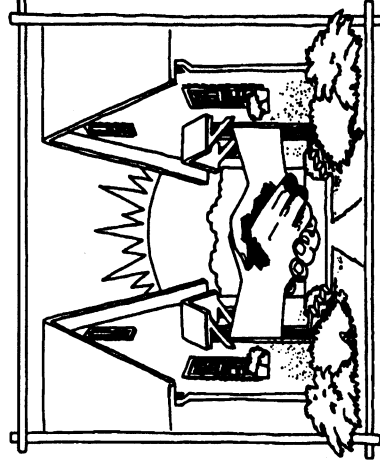
- ❖ All residents attending the meeting will receive a Neighborhood Watch packet. Your group will be eligible for a Neighborhood Watch street sign to be displayed to discourage criminal activity.



- ❖ Tell if the crime is in progress or if it has already occurred.

- ❖ Describe the suspect: sex, race, ages height, weight, hair color, clothing, accent, or facial hair.

- ❖ Describe the vehicle involved: color, make, model, year, license plate, special markings, dents, and last known direction of travel.



## KEEP NEIGHBORHOOD WATCH GROUP GOING AND GROWING

Just because crime declines, do not let your Neighborhood Watch group die. Stay alert and aware, be neighborly and look for other activities to enhance community safety and well being, such as National Night Out.

- ❖ Contact the Crime Prevention Office for a free home security inspection and information on Operation Identification.

## HOW TO REPORT SUSPICIOUS ACTIVITY

The police need to have accurate information as quickly as possible about suspicious activity or crimes in progress.

- ❖ When calling, give your full name, address and telephone number.

- ❖ Describe the event as briefly as possible: Who, What, Why, When, Where, and How.